

Product datasheet

Specifications



TeSys Vario enclosed, main switch disconnecter, 32A, IP65

VBF2GE

Main

Range	TeSys
product name	TeSys VARIO
Device short name	VBF
Device application	Preventive maintenance
Product or component type	Enclosed switch-disconnector
Performance level	High performance
Poles description	3P
Control type	Rotary handle
Handle colour	Black
Handle front plate colour	Black
Rotary handle padlocking	1 to 3 padlocks 4...8 mm

Complementary

Marking	0 - 1
[Ue] rated operational voltage	690 V AC
[Uimp] rated impulse withstand voltage	8 kV
[Ithe] conventional enclosed thermal current	32 A
[Ie] rated operational current	29 A (AC-23A) at 400 V
Rated operational power in W	15 kW at 400 V (AC-23) 11 kW at 400 V (AC-3)
Intermittent duty class	30
Making capacity (I rms)	400 A at 400 V AC-21A 400 A at 400 V AC-22A 400 A at 400 V AC-23A
[Icm] rated short-circuit making capacity	1 kA at 400 V at Ipeak
[Icw] rated short-time withstand Rms current	480 A at 400 V duration: 1 s
Rated conditional short-circuit current	10 kA at 400 V - associated fuse 50 A aM 10 kA at 400 V - associated fuse 50 A gG
Breaking capacity	320 A at 400 V (AC-21A) 320 A at 400 V (AC-22A) 320 A at 400 V (AC-23A)
Mechanical durability	100000 cycles
Electrical durability	100000 cycles AC-21 30000 cycles DC-1...5

Price is "List Price" and may be subject to a trade discount – check with your local distributor or retailer for actual price.

Disclaimer: This documentation is not intended as a substitute for and is not to be used for determining suitability or reliability of these products for specific user applications

Environmental characteristic	Standard environment
Suitability for isolation	Yes
Connections - terminals	Screw clamp terminals10 mm² - solid Screw clamp terminals6 mm² - flexible - with cable end
Tightening torque	2.1 N.m - on screw clamp terminals
Fire resistance	960 °C conforming to IEC 60595-2-1
handle front plate dimension	60 x 60 mm
Height	146 mm
Width	90 mm
Depth	131 mm
Net weight	0.5 kg

Environment

Standards	IEC 60204 IEC 60947-4-1
Protective treatment	TC
IP degree of protection	IP65 conforming to IEC 60529
Mechanical robustness	Vibrations 10...150 Hz (1 gn) conforming to IEC 60068-2-6 Shocks 11 ms (30 Gn) conforming to IEC 60068-2-27
Ambient air temperature for operation	-20...50 °C

Packing Units

Unit Type of Package 1	PCE
Number of Units in Package 1	1
Package 1 Height	14.500 cm
Package 1 Width	11.000 cm
Package 1 Length	15.800 cm
Package 1 Weight	479.000 g
Unit Type of Package 2	S03
Number of Units in Package 2	7
Package 2 Height	30.000 cm
Package 2 Width	30.000 cm
Package 2 Length	40.000 cm
Package 2 Weight	3.799 kg

Contractual warranty


Warranty	18 months
----------	-----------

Environmental Data


Schneider Electric aims to achieve Net Zero status by 2050 through supply chain partnerships, lower impact materials, and circularity via our ongoing “Use Better, Use Longer, Use Again” campaign to extend product lifetimes and recyclability.

[Environmental Data explained >](#)



[How we assess product sustainability >](#)

 Environmental footprint	
Carbon footprint (kg.eq.CO2 per CR, Total Life cycle)	29
Environmental Disclosure	Product Environmental Profile

Use Better

 Materials and Substances	
Packaging made with recycled cardboard	Yes
Packaging without single use plastic	Yes
EU RoHS Directive	Compliant with Exemptions
SCIP Number	9ea58720-3cf9-4883-9af8-9d64d3981af2
REACH Regulation	REACH Declaration

Use Again

 Repack and remanufacture	
Circularity Profile	No need of specific recycling operations
Take-back	No
WEEE	 The product must be disposed on European Union markets following specific waste collection and never end up in rubbish bins